


HUSH LIGHT - MINI

Designed in association with David Trubridge Design Studio


PLN GROUP




COLOR

| | | |
|---|---|---|
|  |  |  |
| Empire (EMP) | Savoye (SAV) | Opera (OPE) |
|  |  |  |
| Flatiron (FLA) | Acros (ACR) | Senado (SEN) |
|  |  |  |
| Falling Water (FAL) | Bosco (BOS) | Zenith (ZEN) |
|  |  |  |
| Galaxy (GAL) | Lotus (LOT) | Ironbank (IRO) |
|  |  |  |
| Pinnacle (PIN) | Tree House (TRE) | Rosada (ROS) |
|  | | |
| Petronas (PET) | | |

LAMPING OPTIONS:

- Hood Only
- E26 
- LED Pinpoint 3000K
*Ships standard with driver
Meanwell PCD-16-700A*

VOLTAGE OPTIONS:

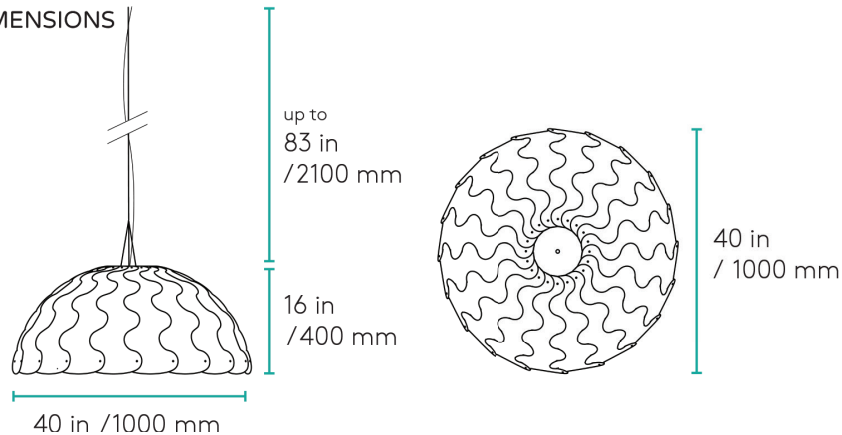
- 110V
 - 277V
- 

LED CUSTOM OPTIONS:

Contact wakaNINE for available options

- _____ K
- _____ Lumens
- _____ Driver

DIMENSIONS



SPECS:

Felt Panels:

.24 in / 6mm thick, 100% polyester. Minimum 65% post-consumer recycled PET bottle flake

Assembled size:

40 in L x 40 in W x 16 in H
1000 mm L x 1000 mm W x 400 mm H

Net weight:

6.6 lb / 3 kg


Lamping Options:

1. Hood Only
2. 1 x E26 cordset (suggest frosted G40) / max 100W
3. 5 x Integrated, replaceable, energy-efficient LEDs 3000 Kelvin, CRI 90+, 10W, 1800 lumens


Declare.
Material only




Top of lighting panel with suspension wires. Three adjustable length wires join into a central wire for easy hanging.



Hush Mini LED is illuminated by 5 pinpoint LEDs.



E26 lamping. Hush Mini shown with G40 frosted bulb (not included).



Hush lights are assembled using plastic ratchet rivets that push from each side and lock in place to hold the component pieces together.



LEAD TIME:
Average lead time: 6-8 weeks
(expediting possible for an upcharge)

Hush can be shipped as a kitset, or fully assembled.

PLN GROUP