








Coral & Floral Aluminum




david
trubridge

Model Number	Assembled Fixture Dimensions	Weight	Material Type	Lamp Details	Cord Length	Suspension Hardware	Fasteners	Kitset Available?	Bulb Recommendation	
COR-0600	X: 24" (600 mm) Y: 24" (600 mm) Z: 24" (600 mm)	4.0 lb (1.6 kg)	5005 Aluminum	1 x E26 100 W 120V(60Hz)	10' (3 m)	Not required	Aluminum Rivets	No	A19/G25	
COR-0800	X: 31" (800 mm) Y: 31" (800 mm) Z: 31" (800 mm)	6.0 lb (2.7 kg)	5005 Aluminum	1 x E26 100 W 120V(60Hz)	10' (3 m)	1 x Suspension Wire	Aluminum Rivets	No	A19/G25/G40	
COR-1000	X: 39" (1000 mm) Y: 39" (1000 mm) Z: 39" (1000 mm)	13.0 lb (5.7 kg)	5005 Aluminum	1 x E26 100 W 120V(60Hz)	10' (3 m)	1 x Suspension Wire	Aluminum Rivets	No	A23/G40	
FLO-0600	X: 24" (600 mm) Y: 24" (600 mm) Z: 24" (600 mm)	4.0 lb (1.6 kg)	5005 Aluminum	1 x E26 100 W 120V(60Hz)	10' (3 m)	Not required	Aluminum Rivets	No	A19/G25	
FLO-0800	X: 31" (800 mm) Y: 31" (800 mm) Z: 31" (800 mm)	6.0 lb (2.7 kg)	5005 Aluminum	1 x E26 100 W 120V(60Hz)	10' (3 m)	1 x Suspension Wire	Aluminum Rivets	No	A19/G25/G40	
FLO-1000	X: 39" (1000 mm) Y: 39" (1000 mm) Z: 39" (1000 mm)	13.0 lb (5.7 kg)	5005 Aluminum	1 x E26 100 W 120V(60Hz)	10' (3 m)	1 x Suspension Wire	Aluminum Rivets	No	A23/G40	

FINISH OPTION

Aluminum (Silver)

 ALU-SIL



Coral & Floral Aluminum

Lead time

Remember to check wakanine.com/inventory for what is available in our warehouse, on order and in New Zealand

QUICK SHIP 2-3 days	STOCK 4-6 weeks	MADE TO ORDER 6-10 weeks	SPECIAL ORDER 8-12 weeks	FINISH NOT AVAILABLE
------------------------	--------------------	-----------------------------	-----------------------------	-------------------------

	0600	0800	1000	1200	1600
ALU-SIL					



The Aluminum lights are sold assembled only and are made with aluminum rivets.



The Coral & Floral Aluminum lights come with a damp UL listed cordset, for use in semi-protected outdoor spaces.



The Coral/Floral Aluminum 600 light is suspended from the cordset, while the larger sizes have a suspension wire. One piece at the top of fixture is secured with nuts & bolts, which are removed for relamping.